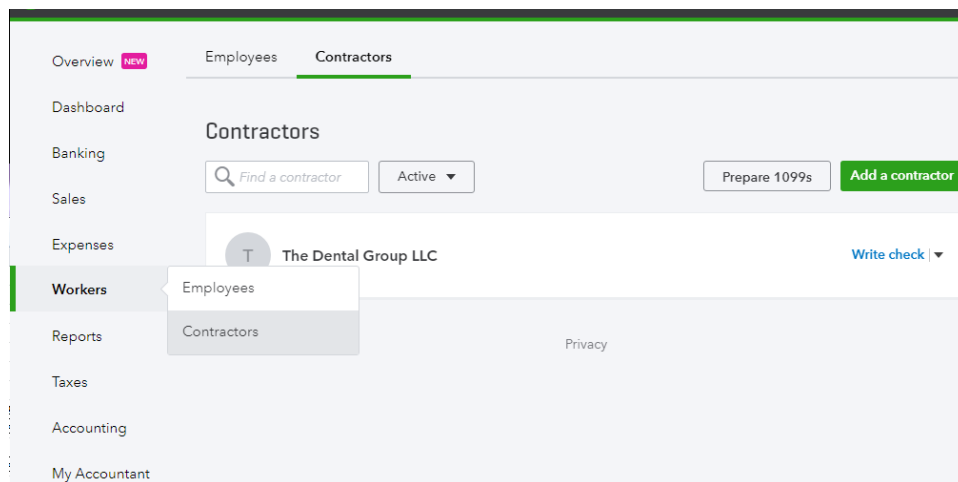


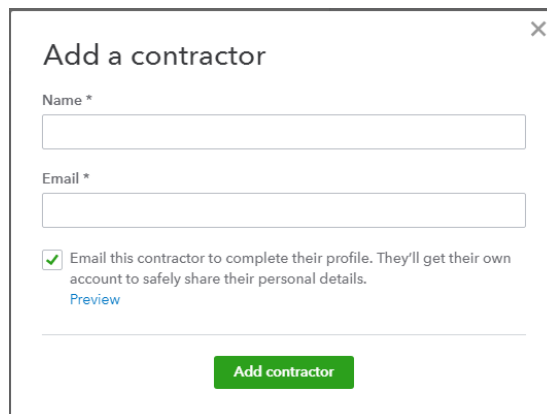
Obtaining Form W-9 Information from Your Vendors for QuickBooks Online Users

QuickBooks Online provides a faster and more secure way for your vendors to fill out their name, address and identification number themselves. Here are the steps:

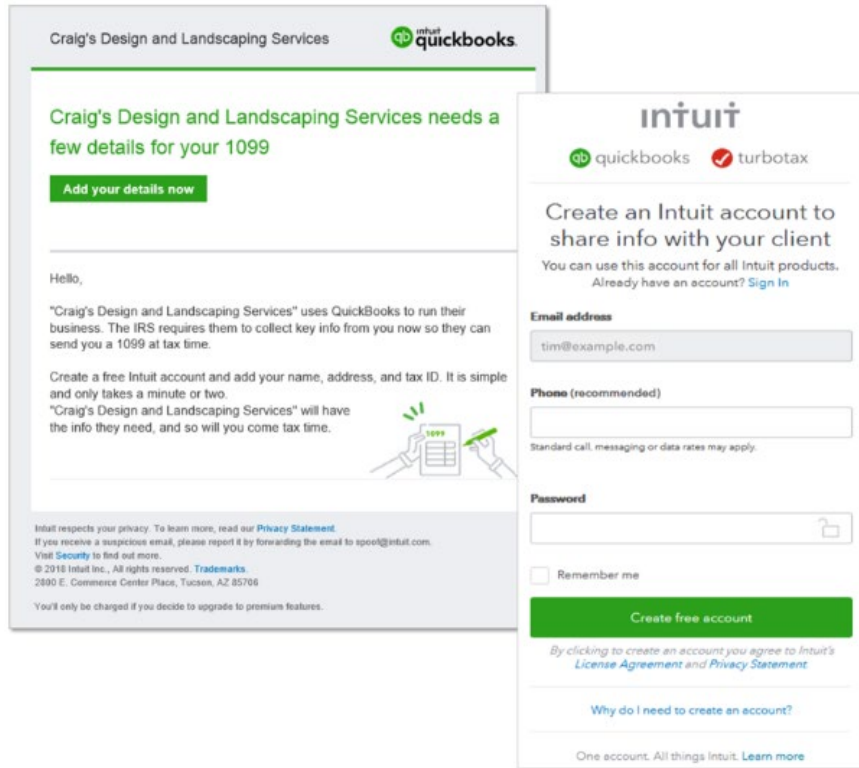
1. Click **Workers** on the left navigation panel, choose Contractors tab on the top and Click the **Add a contractor** button.



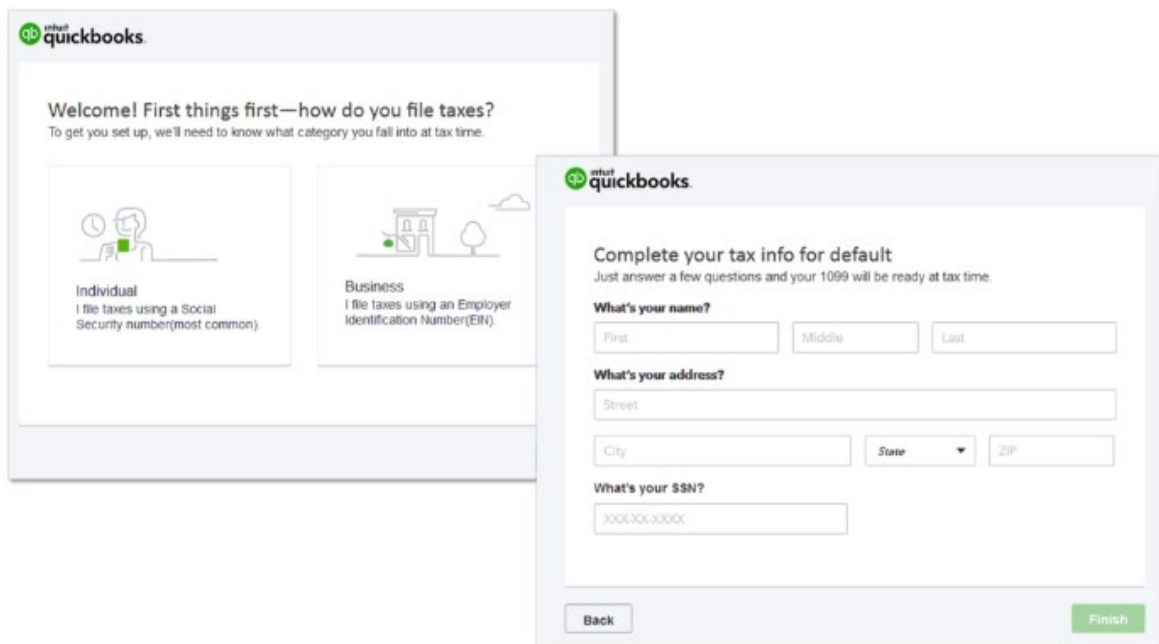
2. A new pop up window will show to add a contractor. All you need to fill out is the contractor Name and Email address and Click **Add contractor** button.



3. QuickBooks will send an invite via email to the contractor with a safe link to **Add your details now**.



4. Once they create a free Intuit account, they will be prompted to answer a series of questions in a substitute W-9 form (their name, address and identification number). Once done, they click **Finish** and the information is saved and submitted to your QuickBooks Online company file.



5. This is how it will look on your QuickBooks Online company file.

Details

Personal details

Contractor type	Name	Display name	Social Security number
Individual	Tim Example	Tim	XXXX22-4444
Email	Address		
tim@example.com	123 Main Street		
	Anytown, CA 56789		

Another benefit for using this method is your contractors will have online access to the Forms 1099s that you prepare for no additional charge. They won't have to wait for the printed copy, or just in case they couldn't find the printed copy, they can always access the copy online. They simply need to click "yes" as shown in the screen below.

Do you want to give contractors online access to their 1099s? (NEW!)
Now you can give contractors online access to their 1099s. They'll be able to view their 1099s and use their data in other applications, like QuickBooks Self-Employed.

Yes. Give my contractors online access to their 1099s through their own Intuit account. [Learn more](#)
And also deliver printed 1099s to all of my contractors.

No. Only deliver printed 1099s to my contractors.
(Be sure to finish up by January 27 so we can deliver them on time.)

Set up contractors for online access to their 1099s
Online access to 1099s is no extra charge to you or your contractors. And we'll still mail them a printed copy.

Contractors
Add any missing addresses here and we'll save them to your QuickBooks account.
Need to fix an address? Update it in QuickBooks before you file.

Name	Email for delivery
Acme Corporation	acme@corporation.com
John Doe	<input type="text"/>

[Download a copy of each 1099 for your records](#) Continue

If you need to fix a contractor's email address, you make the changes in QuickBooks Online before you file.

For more details about Forms 1099 E-File Service, please check out the Intuit website at <https://quickbooks.intuit.com/payroll/1099-efile/>